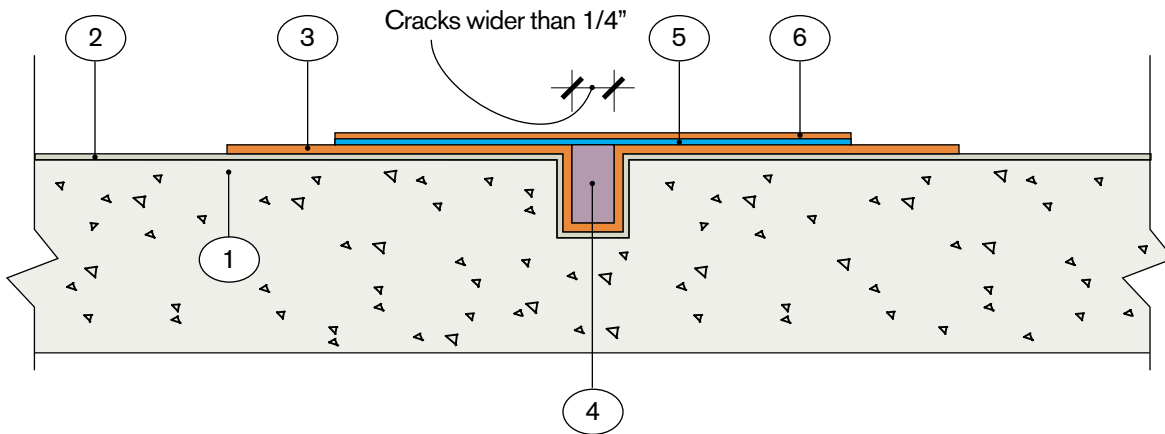








CRACKS & CONTROL JOINTS

Liquid Membrane over cracks wider than 1/4"

CAUTION! Reopen exterior control joints - 1/4" wide and 1/4" deep.



-  1. Existing substrate - concrete
-  2. Scratch Coat
-  3. Liquid Membrane, 1st coat
-  4. Fill cracks with X-Bond mixture: 1 part of X-Bond Liquid to 2 1/2 parts of X-Bond Stone
-  5. Anti-fracture fabric
-  6. Liquid Membrane, 2nd coat



FLOORS | WALLS | POOL DECKS | WATERPROOFING
REDEFINING THE ART OF SURFACE CREATIVITY FOR OVER 25 YEARS USING GREEN MATERIALS