

PRODUCT

Pre-Stain Color is a water-based, reactive/penetrating color system that provides rich, lasting color on exterior, interior and below grade CONCRETE and X-BOND surfaces. This environmentally responsible system creates lasting surface colors. Unique catalytic reactions provide natural, vivid, one-of-a-kind visual designs. Artistry and practicality combine to create beautiful and functional applications.



BENEFITS

- Unlimited creativity
- Provides a natural and grain finish
- UV Resistant
- Leaves a natural look
- Solidifies crumbling surfaces
- Odorless
- Low VOC's to meet indoor airquality standards
- Resistant to freeze-thaw damage

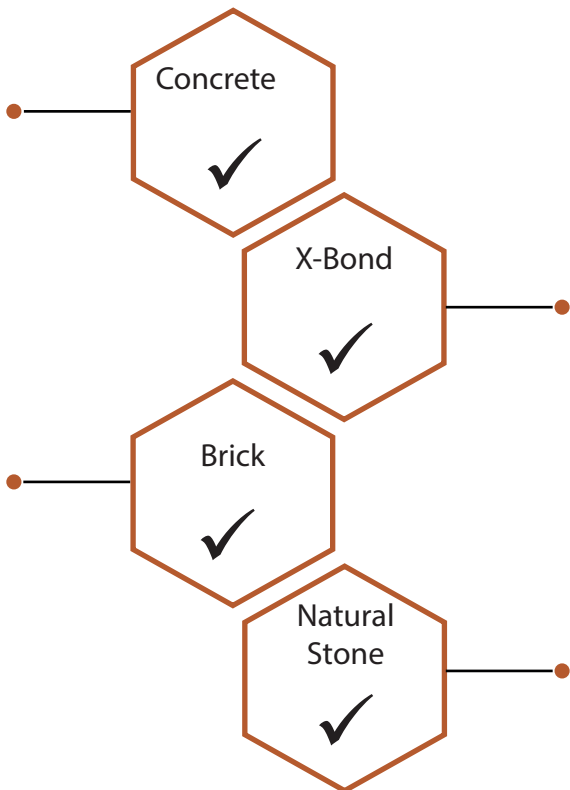
COVERAGE

COVERAGE sq ft. / 1 gal

Green concrete	250 - 300
Polished concrete	300 - 350
Artificial Stone	300 - 350
Stamped Concrete	250 - 350
Below Grade	200 - 250

SUBSTRATES

Stain any concrete surfaces on interior or exterior. Long lasting and UV resistant color for your concrete without degrading it.



Give your brick a new look with our water-based Pre-Stain without altering the look of brick.

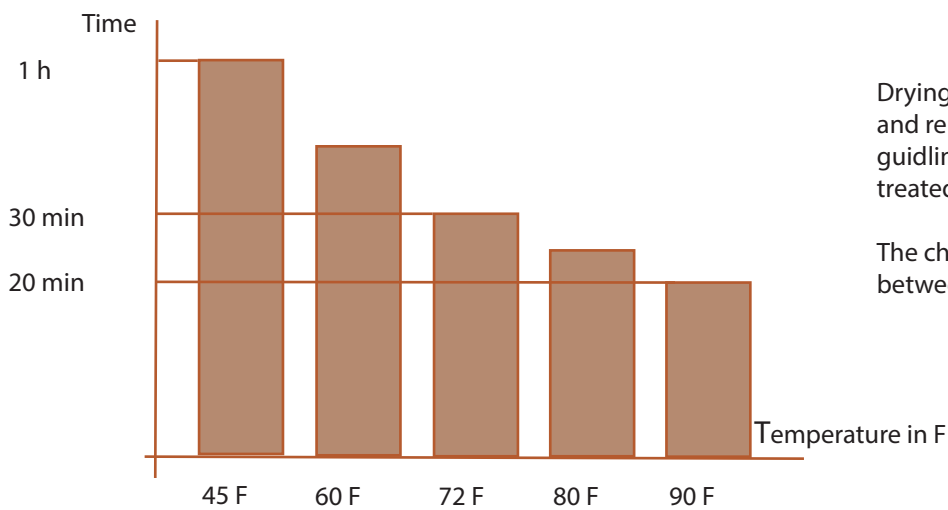
Create stunning natural grain effects for your X-Bond Seamless Stone surfaces

Change colors on on pore natural stone without the need for scarifying

APPLICATION

Application	Use fine pump sprayer or airless sprayer, tip size 17
Application environment	Apply at temperatures from 50°F to 90°F
Color	White/milky liquid
Chemical type	Water based reactive latex
Clean up	Stone Soap and water
Shelf life	5 years (ambient temperature of 60F - 72F)
Packaging	1 gallon, 5 gallons, 55 gallon drum

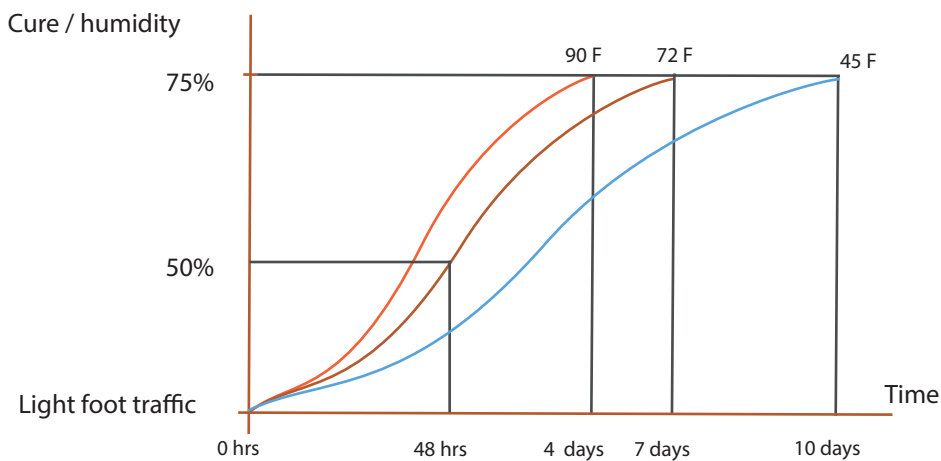
DRYING / RECOAT TIME



Drying times are affected by temperature and relative humidity. The chart represents guideline values but each project is to be treated individually.

The chart represents the time needed in between coats at specified temperature.

CURE TIME



Curing time is affected by temperature and humidity.

For example at only 45 F, a full cure would take 10 days in comparison to at 90 F it would only take 4 days to cure.

PROCEDURE

STEP 1

- Execute appropriate preparation method to suit your needs before application. Reference to the SEMCO SIP Manual under the Surface Preparation Section.
- Sweep debris off surface

STEP 2

- Apply Pre Stain with HVLP, airless sprayer with tip size 17, or a sprayer that is capable of atomizing liquids
- Hold the gun with tip size 17 approximately 18" away from surface and spray as desired
- Spray even overlapping coats, for a more transparent finish spray 2 coats, for a very opaque finish spray Colour Coat, up to 7 coats

TOOLS NEEDED

- Airless sprayer with tip size 17 @400 PSI
- OPTIONAL : fine tip pump sprayer

NOTES

- Extended application procedures can be found in the SEMCO SIP Manual.
- Procedures for cleaning of the flooring system during operations can be found in the SEMCO SIP Manual or upon request
- Safety Data Sheets for SEMCO Pre-Stain Color are available upon request.

PRECAUTIONS

Always test a small area first to determine ease of application and desired results. Gloves and eye protection should be worn during application. Do not mix with other cleaners. Not for use on humans or animals. If any contact with skin or eyes occurs, wash immediately with plenty of water. Be sure to read container label and Material Safety Data Sheet before using this product.

LIMITED WARRANTY NOTICE

The technical details, recommendations and other information contained in this data sheet are given in good faith and represent the best of our knowledge and experience at the time of printing. It is your responsibility to ensure that our products are used and handled correctly and in accordance to SEMCO Post Matrix procedure, recommendations and only for the uses they are intended. We also reserve the right to update information without prior notice to you to reflect our ongoing research and development program. Federal, state and local specific recommendations, depending on local standards, codes of practice, building regulations or industry guidelines, may effect specific installation recommendations. The supply of our products and services is also subject to certain terms, warranties and exclusions, which may have already been disclosed to you in prior dealings or are otherwise available to you on request.

Proudly made in USA



3620 W Reno Avenue | Las Vegas, NV 89118
P 800.33.SEMCO | info@semcomfg.com

SEMCO
modern seamless surface
SURFACE ENGINEERING COMPANY