

PRODUCT

Satin Stone is the latest technology in SEMCO Cross Linking sealers. It interlocks with applied substrates solidifying and creating total surface protection with a density enhancement of up to 85%. Excellent for interior and exterior use while handling rigorous surface conditions including high traffic commercial and industrial environments.

SUBSTRATES

- X-BOND System
- Pre-Stain System
- New and existing concrete
- New and existing coatings
- Polished concrete
- New and existing stamped
- Concrete

COVERAGE

COVERAGE sq ft. / 1,5 gal Kit @ 3 coats

Concrete	200 - 250
Polished concrete	250 - 300
Artificial stone	200 - 250
Stamped Concrete	150 - 250
Natural stone	150 - 250
SEMCO ADA	150 - 250

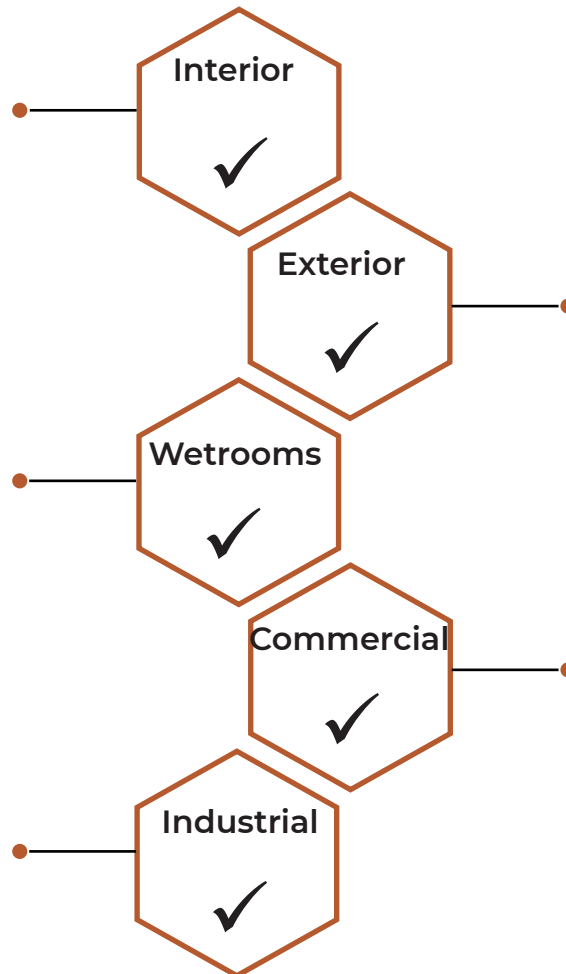


USES

Get the durability and performance of a solvent-based system, but with the easy application and clean-up of water-based products.

With its low water permeability, Satin Stone can be used in showers.

Excellent chemical resistance and industrial strength finish allow Satin Stone to be used in an industrial environment.



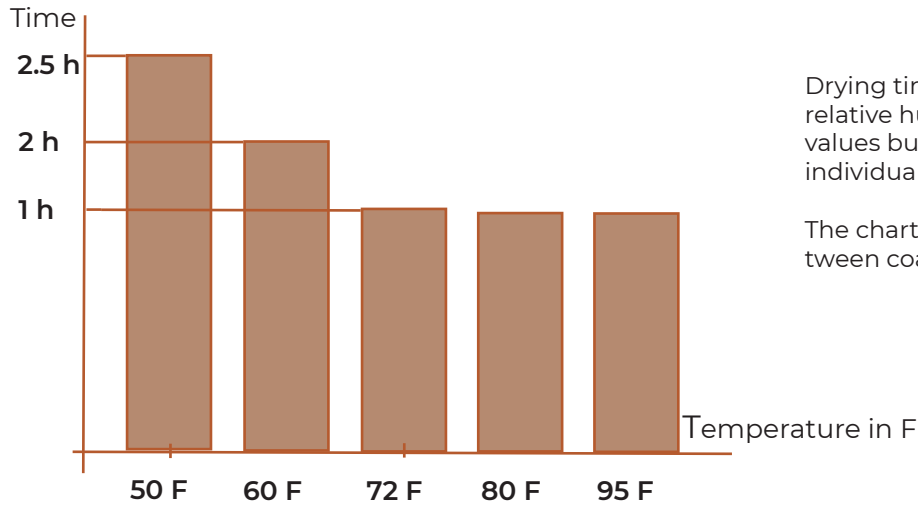
UV-resistant and can be applied to multiple surfaces to give extra protection.

Satin Stone's extreme durability and resistance to abrasion, allows it to be used in high foot traffic areas such as commercial spaces.

APPLICATION

Application	Airless sprayer tip size 21 at 1,000 PSI , Magic Trowel, short nap roller
Application environment	Apply at temperatures from 50°F to 90°F
Color	Part A - milky white, Part B - light amber
Chemical type	Polyurethane hybrid
Clean up	SEMCO Stone Soap with water
Shelf life	1 year in controlled environment (ambient temperature of 60F - 72F)
Packaging	Part A - 1 gal. pail, Part B - 0.5 gal. pail

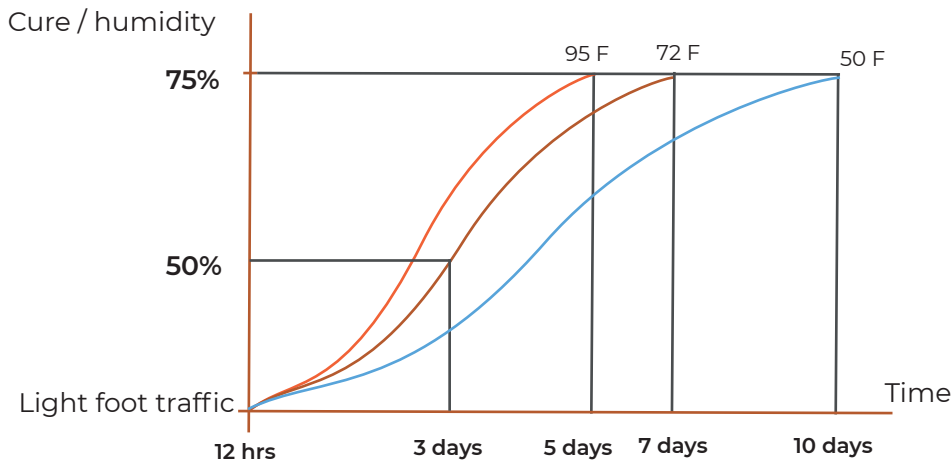
DRYING / RECOAT TIME



Drying times are affected by temperature and relative humidity. The chart represents guideline values but each project is to be treated individually.

The chart represents the time needed in between coats at specified temperature.

CURE TIME



Curing time is affected by temperature and humidity.

For example at only 50F, a full cure would take 10 days in comparison to at 95 F it would only take 5 days to cure.

TEST RESULTS

Abrasion testing ISO 7784 with 10,000 rubs	Mass loss of 0.017g only
Water permeability EN 1062-3	W3 - low at 0.013
VOC Emission test according EMICODE	EC 1 PLUS
Performance test - stain resistance	passed
Slip resistance ADA Safety Surface	DCOF 0.86
Slip resistance AS/NZS 4586 - pendulum	Slider 96(4S) - P4 = 45 - 54

PROCEDURE

STEP 1

- Execute appropriate preparation method to suit your needs before application. Reference to the SEMCO SIP Manual under the Surface Preparation Section.
- Test pH level after preparation (optimal pH level is 6.8 - 7.8)

STEP 2

- Mix 2 parts of Part A and 1 part of Part B (included in your product order) with a low speed mixer and epoxy mixing paddle (at 200 - 300 RPM for 20 seconds), stirring thoroughly, avoid mixing more product than can be applied. Product pot life is up to 35 minutes depending on temperature (MARK TIME ON CONTAINER)Test pH level after preparation
- Use airless sprayer with tip size 21 at 850-1,000 PSI. Position the airless sprayer gun at 18" away from the floor
- OPTIONAL: use magic trowel to spread the product. Do not go back and forth
- Minimum of 3 coats is required to ensure 1.5 mil (0,04mm) film thickness
- On vertical surfaces : Apply Satin Stone with a woven 1/4" nap roller and use Magic trowel to spread it evenly. Start from top to bottom. Minimum of 3 coats is required. Use HVLP with a large tip to apply Satin Stone on large surface areas.

TOOLS NEEDED

- Airless sprayer with tip size 21
- Optional : Magic Trowel
- Woven nap roller for vertical surfaces

NOTES

- Extended application procedures can be found in the SEMCO SIP Manual.
- Procedures for cleaning of the flooring system during operations can be found in the SEMCO SIP Manual or upon request
- Safety Data Sheets for SEMCO Satin Stone are available upon request.
- Over time due to normal wear, abrasion, traffic and cleaning. Generally, high gloss coatings are subject to a reduction in gloss, while matte finish coatings can increase in gloss level under normal operating conditions.
- Excessive service conditions, such as steel- or hard plastic-wheeled traffic or dragging heavy metal equipment or loaded pallets with protruding nails over the surface, are categorized as misuse and abuse.
- Allowances must be made for scratches or abrasions that occur due to moving or sliding furniture or fixtures over the surface

Scan to watch application



PRECAUTIONS
Always test a small area first to determine ease of application and desired results. Gloves and eye protection should be worn during application. Do not mix with other cleaners. Not for use on humans or animals. If any contact with skin or eyes occurs, wash immediately with plenty of water. Be sure to read container label and Material Safety Data Sheet before using this product.

LIMITED WARRANTY NOTICE
The technical details, recommendations and other information contained in this data sheet are given in good faith and represent the best of our knowledge and experience at the time of printing. It is your responsibility to ensure that our products are used and handled correctly and in accordance to SEMCO Post Matrix procedure, recommendations and only for the uses they are intended. We also reserve the right to update information without prior notice to you to reflect our ongoing research and development program. Federal, state and local specific recommendations, depending on local standards, codes of practice, building regulations or industry guidelines, may effect specific installation recommendations. The supply of our products and services is also subject to certain terms, warranties and exclusions, which may have already been disclosed to you in prior dealings or are otherwise available to you on request.

Proudly made in USA



3620 W Reno Avenue | Las Vegas, NV 89118
P 800.33.SEMCO | info@semcomfg.com

SEMCO
modern seamless surface
SURFACE ENGINEERING COMPANY